

ON SOME HOLOTHURIANS FROM THE ANDAMAN AND  
NICOBAR ISLANDS

*By*

T. D. SOOTA, S. K. MUKHOPADHYAY AND T. K. SAMANTA

*Zoological Survey of India, Calcutta*

(With 5 Text-figures)

Our knowledge of the holothurian fauna of the Andaman and Nicobar Islands is mainly based on the pioneer work of Bell (1887) who reported 17 species from the area. Subsequently, Koehler and Vaney (1908) in their significant work from there described 51 species, including 17 new ones. Recently, two lists of the holothurians of the islands have appeared, viz. one by James (1969) which included 19 species present in Central Marine Fisheries Research Institute, and another by Daniel and Halder (1974) comprising 17 species. Since then, no work has appeared on these marine invertebrates.

The present paper is based on the study of the unnamed holothurians of the Andaman and Nicobar islands collected and now present in the Zoological Survey of India. These comprise 18 species belonging to 7 genera and 4 families, of which 5 species form new locality records and 11 are economically important in that they are utilised in Trepang industry.

The paper also furnishes an upto date list of holothurians of the area including the five species showing new locality records and dealt herein. As synonymies are easily available elsewhere, only original reference has been included under the different species and distribution of each species in the Indian coasts is also dealt with.

Class HOLOTHUROIDEA

Order ASPIDOCHIROTIDA

Family HOLOTHURIDAE

Genus *Actinopyga* Bronn

*Actinopyga mauritiana* (Quoy & Gaimard)

1833. *Holothuria mauritiana* Quoy & Gaimard, Voyages de decouvertes del' "Astralabe"  
: *Zoologie Zoophytes* Paris, p. 138.

*Material* : 4 exs., Z. S. I. Reg. No. E 799/1, Changappa Bay, 4 Km. NE of Campbell Bay, Andamans, G. C. Rao and party, 17. iv. 1973 ; 1 ex., Z. S. I. Reg. No. E 854/1, Kandia Ghat, 18 Km. S of Port Blair,

S. Andaman, *K. V. Surya Rao and party*, 21.i.1974 ; 1 ex., Z. S. I. Reg. No. E 922/1, coral beds at kwate-in-kwage, little Andaman, *A. Daniel*, 18.ii.1961 ; 2 exs., Z. S. I. Reg. No. E 1009/1, Chiriatapu, S. Andamans, *A. K. Mukherjee*, 18. i. 1972 ; 1 ex., Z. S. I. Reg. No. E. 1046/1, in front of circuit house, Malacca village, Car Nicobar, *K. Reddiah and party*, 21. iv. 1972 ; 2 exs., Z. S. I. Reg. No. E 1112/1, South Point, Port Blair, Andamans, *K. K. Tiwari*, 7.iii.1959 ; 2 exs., Z. S. I. Reg. No. E 1113/1, Neil Island, S. Andamans, *B. K. Tikader*, 8.iv.1970.

*Description* : Body thick, hard, small to large but above 200 mm. generally, sometimes of quite large size, dark brown dorsally, blackish in preserved specimens ; ventrally almost whitish with some dark spots ; tentacles 25 to 28 ; anus guarded by 5 calcareous teeth (in one specimen from Port Blair their number being 6).

Spicules—rods, rosettes and tiny smooth oval grains.

*Distribution* : Andaman, Nicobar and Minicoy Is.

*Remarks* : Edible, commercialised for trepang industry.

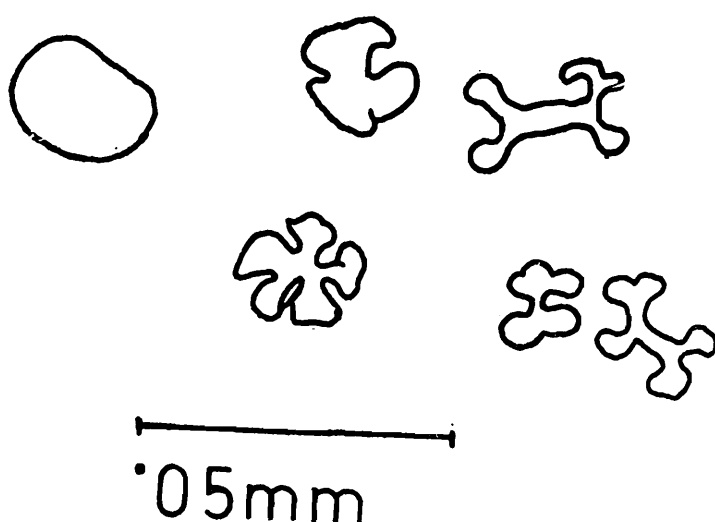
Genus **Bohadschia** Jaeger

**Bohadschia marmorata** Jaeger

(Text fig. 1)

1833. *Bohadschia marmorata* Jaeger, De Holothuris. *Turici*, p. 18.

*Material* : 2 exs., Z. S. I. Reg. No. 1104/1, Aberdeen Bay, Port Blair, Andaman, *K. K. Tiwari*, 16.iii. 1959.



Text-fig. 1. *Bohadschia marmorata* Jaeger spicules from body wall.

*Description* : Body cylindrical, broad, body wall thin, colour in preserved specimen light brown dorsally and lighter to almost whitish ventrally ; tentacles 18 ; pedicels and papillae scattered all over the body,

Spicules—dichotomously branched rods and simple grains.

*Distribution* : Bay of Bengal, Tuticorin and Minicoy Is.

*Remarks* : This is the first record of the species from the Andaman and Nicobar Islands. The species is utilised in trepang industry.

### Genus *Holothuria* Linn.

#### *Holothuria* (*Acanthotrapeza*) *pyxis* Selenka

1867. *Holothuria pyxis* Selenka, *Z. Wiss. Zool.*, 17, p. 337.

*Material* : 2 exs., Z. S. I. Reg. No. E 796/1, Chotina Bay, Nancowry, G. C. Rao and party, 19.iv.1973 ; 1 ex., Z. S. I. Reg. No. E 792/1, Sta. 622, Camorta Is. (coral reef on E side), Marine Survey, 10-14.i 1922.

*Description* : Tentacles 20 ; body cylindrical upto 30 mm., body wall soft and thick, sometimes flattend ventrally, with irregularly distributed pedicels ; dorsal papillae conical.

Spicules—tables large and clumsy ; spire of various height ; disc spinose with rim upturned ; buttons absent ; rosettes present.

*Distribution* : Bay of Bengal and Andamans.

#### *Holothuria* (*Cystipus*) *rigida* (Selenka)

(Text-fig. 2)

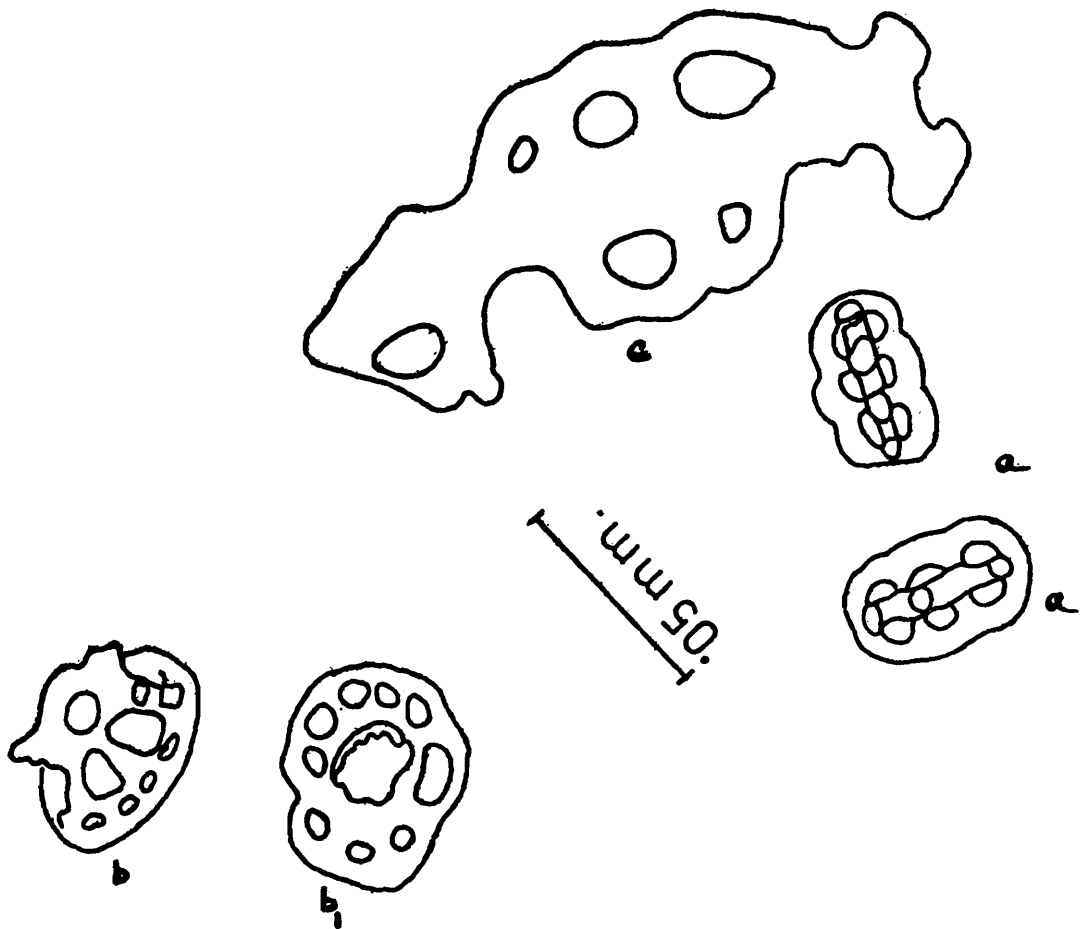
1867. *Stichopus rigida* Selenka, *Z. Wiss. Zool.*, 17, p. 317.

*Material* : 8 exs., Z. S. I. Reg. No. E 809/1, from knee deep water left by tide, Port Blair, S. Andamans, H. C. Roy, 14. iii. 1952 ; 1 ex., Z. S. I. Reg. No. E 1041/1, below cellular jail, Port Blair, S. Andamans, K. K. Tiwari, 11. iii. 1959 ; 3 exs., Z. S. I. Reg. No. E 1042/1, Nachuge, Little Andaman, A. Daniel, 27. ii. 1961 ; 1 ex., Z. S. I. Reg. No. E 1098/1, from coral beds at the southern side of Tokaibuea, Little Andaman, A. Daniel, 13. ii. 1961 ; 10 exs., Z. S. I. Reg. No. E 1103/1, Aberdeen Bay, Port Blair, Andaman, K. K. Tiwari, 16. iii. 1959 ; 1 ex., Z. S. I. Reg. No. E 1134/1, between tide marks amongst coral rocks and in sandy parts between jones and mitchel point, Sound Is., Andamans, H. S. Rao, 5. iii. 1935 ; 1 ex., Z. S. I. Reg. No. E 1043/1, Sta. 615, Nancowry Is., shore collection, Marine Survey, Oct.-Nov. 1921.

*Description* : Body dorsoventrally flattened with ventral mouth, body wall not very thick and surface gritty to touch ; tentacles 20.

Spicules—buttons with knobs which are sometimes large and obscur- ing button holes ; tables with knobbed disc.

*Remarks* : This is the first record of the species from the Andaman and Nicobar Island and Indian coasts.



Text-fig. 2. *Holothuria (Cystipus) rigida* Selenka.  
a. buttons ; b. table ; b<sub>1</sub>. table disc : c. rod.

### *Holothuria (Halodeima) atra* Jaeger

1833. *Holothuria atra* Jaeger, De Holothuris. Turici, p. 22.

*Material* : 4 exs., Z. S. I. Reg. No. E. 798/1, Sta. 7, pigmal point, Nicobar Is., A. Daniel, H. K. Bhowmik and G. U. Kurup, 22. iii. 1966 ; 2 exs., Z. S. I. Reg. No. E 813/1, Changappa Bay, 4 Km. NE of Campbell Bay, Sta. 6, G. C. Rao and party, 17. iv. 1973 ; 2 exs., Z. S. I. Reg. No. E 814/1, coral beds at Taibalowe, 16 miles E of Ingali, Sta. 4, A. Daniel, 22. ii. 1961 ; 1 ex., Z. S. I. Reg. No. E 815/1, Aberdeen Bay, Port Blair, Andamans, Sta. I, A. Daniel, 5. iii. 1961 ; 2 exs., Z. S. I. Reg. No. E 816/1, Sawai village, Car Nicobar, Andaman and Nicobar Survey, 1959 ; 1 ex., Z. S. I. Reg. No. E 863/1 ; Sta. 6, Campbell Bay, ?, 17. iv. 1973 ; 1 ex., Z. S. I. Reg. No. E 920/1, Sta. 12, long Island, G. C. Rao and party, 16. iii. 1974 ; 1 ex., Z. S. I. Reg. No. E 1091/1, Sta. 5, Riung chang, Port Blair, Andaman, H. C. Ray, 8. iii. 1952 ; 2 exs., Z. S. I. Reg. No. E 1106/1, S E of long Island, Middle Andaman, H. S. Rao, 18. i. 1935 ;

3 exs., Z. S. I. Reg. No. E 1107/1, coral beds at 3 fms. depth on the southern side of Tokaibuea, Little Andamans, *A. Daniel*, 9. ii. 1961 ; 2 exs., Z. S. I. Reg. No. E 1108/1, South Point Shore, 5 miles from Port Blair Camp, Andamans, *A. Daniel*, 9. iii. 1961 ; 1 ex., Z. S. I. Reg. No. E 1109/1, coral beds at Keatitu Kwage, Little Andaman, *A. Daniel*, 18. ii. 1961 ; 2 exs. Z. S. I. Reg. No. E 1168/1, 12 miles S of Tokaibuea, Little Andaman, *A. Daniel*, ? ; 1 ex., Z. S. I. Reg. No. E 1194/1, Sta. 20, Interview Is., Andaman, *A. G. K. Menon and party*, 8. ii. 1970.

*Description* : Body deep brown to almost black in colour, robust, cylindrical, length 150 to 200 mm ; tentacles 20 ; cuvierian tubules absent.

Spicules—tables and numerous rosettes, buttons or rods absent.

*Distribution* : Andaman, Nicobar, Krusadai and Minicoy Is., Mandapam and Tuticorin.

*Remarks* : This species is used extensively in trepang industry under the name 'Balat' or 'Balaton'.

#### ***Holothuria (Lessonothuria) pardalis* Selenka**

1867. *Holothuria pardalis* Selenka, *Z. Wiss. Zool.*, 17, p. 336.

*Material* : 1 ex., Z. S. I. Reg. No. E 853/1, under stones in sandy places, Sound Is., Andamans, ? ; 6 exs., Z. S. I. Reg., No. E 1012/1, Nancowry Harbour, ?, 11. i. 1926.

*Description* : Body lightish brown in colour, whitish ventrally, cylindrical, tapering posteriorly, small to moderate in size, upto 100 mm. long with distinctly flattened sole ; pedicels and papillae arranged irregularly ventrally and dorsally ; tentacles 17-30, usually 20 in number with a collar of papillae around base.

Spicules—tables with disc spinose, rim sometimes upturned, pseudo-buttons numerous with single row of 3-4 holes, regular buttons also present.

*Distribution* : Andaman, Minicoy, Chetlat, and Krusadai Is., Gulf of Kutch and Port Okha.

*Remarks* : This species is used extensively in trepang industry.

#### ***Holothuria (Mertensiothuria) leucospilota* (Brandt)**

1835. *Stichopus (Gymnochirota) leucospilota* Brandt, *Petropoli*, 1, p. 51.

*Material* : 1 ex., Z. S. I. Reg. No. E 902/1, Sta. 710, Trinket, Nicobar Island, ? 11.ii.1926 ; 2 exs., Z. S. I. Reg. No. E 903/1, Nancowry Harbour, ? 1.i. 1926 ; 2 exs., Z. S. I. Reg. No. E 1100/1, amongst

coral rocks between Jones and Mitchel points, Sound Island, N. Andaman, *H. C. Roy*, 5.iii.1935; 1 ex., Z. S. I. Reg. No. E 1111/1, Sound Islands, N. Andaman, *H. S. Rao*, 5.iii.1935.

*Description*: Body light brown in colour, cylindrical, moderate to large, upto 250 mm. long, body wall soft; tentacles 20; pedicels arranged ventrally in three distinct rows, papillae small and arranged dorsally irregularly; cuvierian tubules present.

Spicules—tables with rim of disc usually spinose and with low spire ending in a ring or cluster of spines; buttons irregular, usually with three pairs of holes, sometimes incomplete.

*Distribution*: Andaman, Minicoy Is., Tuticorin, Vizhingam and Karwar.

### **Holothuria (Metriatyla) scabra** Jaeger

1838. *Holothuria scabra* Jaeger, *De Holothuris*, Turici, p. 23.

*Material*: 3 exs., Z. S. I. Reg. No. E 1101/1, Aberdeen Bay, Port Blair, Andamans, *K. K. Tiwari*, 11.vi.1959.

*Description*: Body 150-200 mm long and varied in colour, upper surface dark greenish or sometimes grayish with small white striations, ventral surface whitish with irregularly arranged pedicels, body wall soft and slightly gritty to touch; cuvierian organs absent.

Spicules—table disc smooth, button holes 3-8 pairs with irregularly arranged knobs.

*Distribution*: Krusadai Is., Mandapam, Pamban and Gulf of Kutch.

*Remarks*: This species is extensively used for beche-de-mer and eaten fresh.

### **Holothuria (Platyperona) difficilis** Semper

1868. *Holothuria difficilis* Semper, *Reisen im Archipel der philippinen*, 2 (1), p. 92.

*Material*: 19 exs., Z. S. I. Reg. No. E 881/1, Near Naval Garrison, Kamorta Is., *K. Reddiah and party*, 3. x. 1972.

*Description*: Body deep brown or chocolate in colour in preserved state, upto 60 mm. long, body wall soft; tentacles 20, with prominent tentacular collar; pedicels in three bands ventrally; papillae irregularly distributed, cuvierian organs absent.

Spicules—tables with smooth disc, with a variable number of smooth holes, buttons with a faint median longitudinal ridge; button holes three to five pairs.

*Distribution*: Andaman and Minicoy Is.

**Holothuria (Selenkothuria) erinaceus** Semper

(Text-fig. 3)

1868. *Holothuria erinaceus* Semper *Holothurien Reisen im Archipel der philippinen*. 2 (1), p. 91.

*Material* : 1 ex., Z. S. I. Reg. No. E 830/1, Interview Island, N. Andaman, K. K. Tiwari, 9. ii. 1959 ; 3 exs., Z. S. I. Reg. No. E 851/1, Harbour-jetty, Port Blair, S. Andaman, G. C. Rao and party, 9. iv. 1973 ; 1 ex., Z. S. I. Reg. No. E 1044/1, Sta. 615, Nancowry Island, Shore collection, Marine Survey, Nov.-Dec. 1921.

*Description* : Body small, 150 mm. long, body wall soft, thin ; tentacles 20 ; pedicels in three distinct rows.

Spicules—spiny rods only ; tables or buttons absent.

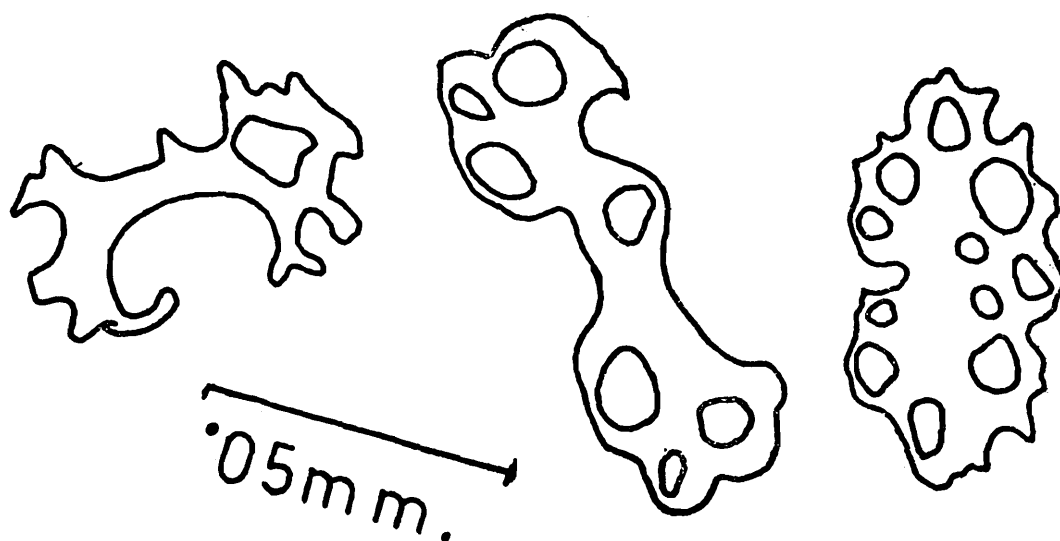
*Distribution* : Bay of Bengal.

*Remarks* : This is the first record of the species from the Andaman and Nicobar Islands.

**Holothuria (Semperothuria) cinerascens** (Brandt)

1835. *Stichopus (Gymnochirota) cinerascens* Brandt, *Petropoli*, 1, p. 51.

*Material* : 1 ex., Z. S. I. Reg. No. E 817/1, Rutland Island, Andamans, ?, 14. xii. 1932 ; 1 ex., Z. S. I. Reg. No. E 909/1, Andamans, ?.



Text-fig. 3. *Holothuria (Selenkothuria) erinaceus* Semper. rods from body wall.

*Description* : Body cylindrical, light or almost whitish yellow in colour in preserved state ; pedicels compactly arranged ventrally, divided into two groups by a narrow bare area ; papillae few ; tentacles 19, large, yellow ; cuvierian tubules absent.

Spicules—spiny rods with somewhat bent bodies and spines mostly concentrated at both ends ; tables small.

*Distribution* : Andaman, Mandapam and Vizhingam.

### **Holothuria (Thymiosycia) arenicola Semper**

1868. *Holothuria arenicola* Semper, *Holothurien Reisen im Archipel der philippinen*, 2 (1), p. 81.

*Material* : 3 exs., Z. S. I. Reg. No. E 825/1, Sta. 669, Marine Survey, 20. ii. 1924 ; 4 exs., Z. S. I. Reg. No. E 892/1, 2 Km. W of Jetty, Neil Island, S. Andaman, K. K. Tiwari, 9. iv. 1970.

*Description* : Body light yellow to deep orange in preserved state ; cylindrical, spindle shaped ; 80-150 mm. long ; tentacles 20 ; papillae and pedicels irregularly arranged all over body ; cuvierian organs present.

Spicules—tables small, with 4 to 8 marginal holes, buttons smooth with three pairs of often minute holes.

*Distribution* : Andaman and Bay of Bengal.

### **Holothuria (Thymiosycia) impatiens Forskal**

1775. *Fistularia impatiens* Forskal, *Descriptiones animalium quae in itinere orientali observavit P. Forskal, Hauniae*, p. 121.

*Material* : 1 ex., Z. S. I. Reg. No. E 794/1, Corbyn's Cove, Andaman, ?, 28. ii. 1932 ; 1 ex., Z. S. I. Reg. No. E 811/1, Camp 6, Havelock Island, Andaman, G. C. Rao and party, 4. iv. 1974 ; 5 exs., Z. S. I. Reg. No. E 821/1, South Point, Port Blair, Andamans, ?, 11. ii. 1933 ; 1 ex., Z. S. I. Reg. No. E 827/1, Sta. 669, Marine Survey, 20. ii. 1920 ; 4 exs., Z. S. I. Reg. No. E 882/1, Sta. 3, Marine Survey, ? ; 1 ex., Z. S. I. Reg. No. E 893/1, Sta. 673, East Bay, Kachal Island, Nicobar Island, Marine Survey, 9. iii. 1925 ; 1 ex., Z. S. I. Reg. No. E 894/1, Aberdeen Jetty, B. K. Tikader, 25. i. 1970 ; 2 exs., Z. S. I. Reg. No. E 910/1, intertidal zone, Aberdeen, Andamans, ?, 5. iii. 1969 ; 1 ex., Z. S. I. Reg. No. E 1010/1, Sta. 655, Marine Survey, 10. xii. 1923 ; 1 ex., Z. S. I. Reg. No. E 1016/1, Sta. 28, Curlew Island, coral reef, Nicobar Islands, A. G. K. Menon and party, 13. ii. 1970 ; 1 ex., Z. S. I. Reg. No. E 1048/1, Sta. 710, Trinket, Nicobar Islands, ?, 11. ii. 1926 ; 4 exs., Z. S. I. Reg. No. E 1136/1, Between tide marks amongst coral rocks and in sandy parts, between Jones and Mitchel point, H. S. Rao, 5. iii. 1935 ; 1 ex., Z. S. I. Reg. No. E 1169/1, Andaman Island, A. G. K. Menon and party, ?.



*Description* : Body whitish to brownish in colour, slender, upto 150 mm. long, dorsally all over with papillae on conical eminences, ventrally with irregularly scattered pedicels ; body surface sometimes gritty to touch ; tentacles 20 ; cuvierian organs absent.

Spicules—tables squarish in outline with typically 8 prominent holes ; buttons regular and smooth with mostly 3 pairs of large holes ; supporting rods with swollen central perforated part and having small openings at both ends.

*Distribution* : Andaman and Minicoy Is.

*Remarks* : This species is much used in Trepang industry and sometimes even eaten fresh.

#### Family STICHOPODIDAE

#### Genus *Stichopus* Brandt

#### *Stichopus chloronotus* Brandt

1895. *Stichopus* (*Perideris*) *chloronotus* Brandt, Petropoli, 1, p. 50.

*Material* : 2 exs., Z. S. I. Reg. No. E 791/1, Ritche Archipelago, Havelock Island, Andamans, ?, 30. i. 1930 ; 4 exs., Z. S. I. Reg. No. E 818/1, Changappa Bay, 4 Km. N E of Campbell Bay, Sta. 6, *G. C. Rao and party*, 17. iv. 1973 ; 1 ex., Z. S. I. Reg. No. E 824/1, Ross Island, Andamans, ?, 27. x. 1932 ; 1 ex., Z. S. I. Reg. No. E 846/1, Sta. 6, Campbell Bay, Andamans, *G. C. Rao and party*, 17. iv. 1973 ; 2 exs., Z. S. I. Reg. No. E 852/1, littoral region between Teetop and Sanri village, Car Nicobar, *A. G. K. Menon and party*, 3. x. 1972 ; 1 ex., Z. S. I. Reg. No. E 861/1, under Stones in sandy places, Andamans, ?, 9. iii. 1933 ; 1 ex., Z. S. I. Reg. No. E 833/1, Teetop Beach, Car Nicobar, *K. V. Surya Rao and party*, 27. i. 1974 ; 1 ex., Z. S. I. Reg. No. E 895/1, Neil Island Jetty, S. Andaman, *G. C. Rao and party*, 29. iii. 1974 ; 2 exs., Z. S. I. Reg. No. E 1131/1, between tide marks amongst coral rocks in sandy parts, between Jones and Mitchel point, Sound Island, Andamans, *H. S. Rao*, 5. iii. 1935 ; 2 exs., Z. S. I. Reg. No. E 1196/1, Havelock Jetty, Andamans, *G. C. Rao and party*, 4. v. 1975.

*Description* : Body of moderate size, elongate, quadrangular, with tapering ends, upto 200 mm. long ; dorso- and ventrolateral ambulacral angles with double rows of conical papillae arranged alternately giving a characteristic appearance ; locomotory podia arranged in three rows to form distinct creeping sole ventrally.

Spicules—tables and 'c' shaped rods and rosettes.

*Distribution* ; Andaman, Nicobar, Krusadai and Chetlat Is.

*Remarks* : This species is used in trepang industry.

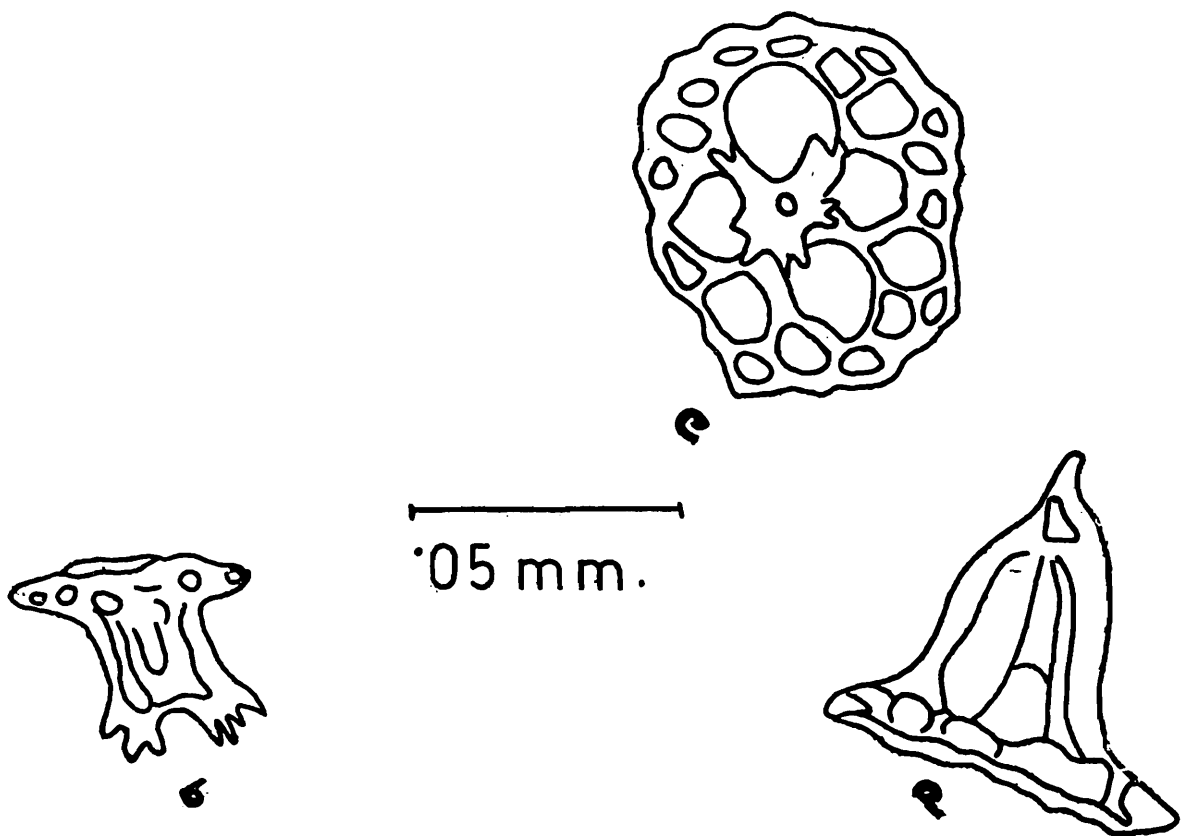
### **Stichopus horrens** Selenka

( Text-fig. 4 )

1867. *Stichopus horrens* Selenka, *Z. Wiss. Zool.*, **17**, p. 316.

*Material* : 1 ex., Z. S. I. Reg. No. E 844/1, Round about Ross Island, N. Andamans, ?, 30.xii. 1933 ; 1 ex., Z. S. I. Reg. No. E 1014/1, Nancowry Harbour, Andamans, Marine Survey, 1921-1922.

*Description* : Body 200 mm. long in preserved specimen ; tentacles 19, in specimens of Ross Island 14.



Text-fig. 4. *Stichopus horrens* Selenka,  
a. table ; b. same in side view ; c. table disc.

Spicules—with two types of tables, small and large, the latter with conical spines, numerous rosettes and 'c' shaped rods ; supporting rods from tube feet with perforated plate at middle.

*Remarks* : This is the first record of the species from Andaman and Nicobar Islands and Indian coasts.

## Order APODIDA

## Family SYNAPTIDAE

Genus *Synapta* Eschscholtz***Synapta maculata* (Chamisso and Eysenhardt)**

1821. *Holothuria maculata* Chamisso and Eysenhardt, II *Nova Acta Acad. Caesar Leop. Carol.*, 10, p. 352.

*Material* : 6 exs., Z. S. I. Reg. No. E 800/1, Sta. 17, Aberdeen Bay, Port Blair, Andamans, *K. K. Tiwari*, ? ; 1 ex., Z. S. I. Reg. No. E 801/1, Malacca village, Car Nicobar, Sta. 25, *K. K. Tiwari*, 24. iii. 1959 ; 1 ex., Z. S. I. Reg. No. E 806/1, in front of circuit house, Malacca village, Car Nicobar, *K. Reddiah and party*, 27. ix. 1972 ; 1 ex., Z. S. I. Reg. No. E 823/1, Tamalu beach, 3 Km. N of Malacca village, Car Nicobar, *K. V. Surya Rao and party*, 26. i. 1974 ; 1 ex., Z. S. I. Reg. No. E 834/1, Andamans, *A. K. Mukherjee*, 1972 ; 1 ex., Z. S. I. Reg. No. E 845/1, East of Sound Island, N. Andaman, ?, 30.xii. 1933 ; 2 exs., Z. S. I. Reg. No. E 900/1, Aberdeen Bay, Port Blair, Andamans, *K. K. Tiwari*, 11. i. 1959.

*Description* : Body snake like, longest among the members of the family, measuring upto 600 mm. in fully extended state with 5 distinct longitudinal bands of two or three different colours, crossed by incomplete dark bands, body surface rough and sticks to the finger with thin fragile body wall ; tentacles 15, pinnate.

Spicules—robust anchors with almost quadrangular anchor plates with numerous smooth holes, anchor base smooth.

*Distribution* : Andaman and Minicoy Is.

Genus *Synaptula* Orsted***Synaptula recta* (Semper)**

(Text-fig. 5)

1868. *Synapta recta* Semper, *Holothurien. Reisen im Archipel der Philippinen*, 2 (1), p. 14.

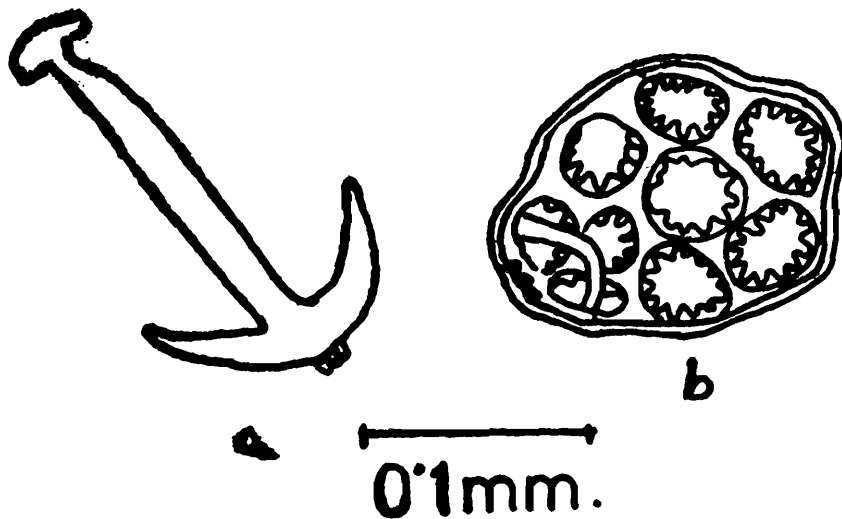
*Material* : 1 ex., Z. S. I. Reg. No. E 1015/1, in sandy pools at tide marks between blair reef and chattam, causeway, Port Blair, Andamans, *H. S. Rao*, 7. i. 1935.

*Description* : Body small, light brown rather yellowish in colour, about 50 mm. long ; tentacles 13, equal.

Spicules—small ; anchor plates with toothed holes tapering posteriorly, miliary granules numerous appearing like minute oval grains.

*Distribution* : Bay of Bengal.

*Remarks* : This is the first record of the species from the Andaman and Nicobar Islands.



Text-fig. 5. *Synaptula recta* Semper.  
a. anchor ; b. anchor plate.

Family CHIRIDOTIDAE

Genus *Polycheira* H. L. Clark

*Polycheira rufescens* (Brandt)

1935. *Chiridota rufescens* Bandt, Petropoli, 1, p. 59.

*Material* : 16 exs., Z. S. I. Reg. No. E 790/1, Sta. 615, Andamans, Marine Survey, Nov-Dec, 1921 ; 1 ex., Z. S. I. Reg. No. E 859/1, in sandy pool at low tide, Blair reef, Port Blair, Andamans, *H. S. Rao*, 12. xi. 1934 ; 2 exs., Z. S. I. Reg. No. E 860/1, East of Sound Is., N. Andaman, ?, 30. xii. 1933 ; 13 exs., Z. S. I. Reg. No. E 897/1, Chiriatapu, Andamans, *G. C. Rao and party*, 15. iv. 1974 ; 5 exs., Z. S. I. Reg. No. E 898/1, Shore collection, round about Ross Island, Port Blair, S. Andamans, ?, 1. iv. 1930 ; 8 exs. Z. S. I. Reg. No. E 899/1, from below stones in rocky beach, Port Cornwallis, N. Andaman, *K. K. Tiwari*, 31. i. 1959 ; 4 exs., Z. S. I. Reg. No. E 905/1, Nancowry Harbour, Marine Survey of India, 1. iii. 1925 ; 3 exs., Z. S. I. Reg. No. E 1047/1, Beach near Chattam Jetty, Port Blair, S. Andaman, *K. V. Surya Rao*, 26. ii. 1974 ; 4 exs., Z. S. I. Reg. No. E 1097/1, Ross Island, S. Andaman, *S. W. Kemp*, ? ; 10 exs., Z. S. I. Reg. N. E 1105/1, Chiriatapu, Port Blair, S. Andaman, *A. K. Mandal*, 16. vii. 1972.

*Description* : Body light brown, creamy, 35-100 mm long, body wall thin, soft with annular markings, tentacles 18, peltato-digitate ; cuvierian tubules present.

Spicules—six spoked wheels and prominent sigmoid bodies.

*Distribution* : Andaman and Bay of Bengal.

**List of Holothurians hitherto known from the****Andaman & Nicobar Islands.**

Class—HOLOTHUROIDEA

Order—ASPIDOCHIROTIDA

Family—HOLOTHURIDAE

**Genus Actinopyga Bronn***Actinopyga echinites* (Jaeger)*A. lecanora* (Jaeger)*A. mauritiana* (Quoy & Gaimard)*A. miliaris* (Quoy & Gaimard)**Genus Bohadschia Jaeger***Bohadschia marmorata* Jaeger**Genus Holothuria Linn.***Holothuria (Acanthotrapeza) pyxis* Selenka*H. (Cystipus) inhabilis* Selenka*H. (Cystipus) rigida* Selenka*H. (Halodeima) atra* Jaeger*H. (Halodeima) edulis* Lesson*H. (Lessonothuria) pardalis* Selenka*H. (Mertensiothuria) exilis* Koehler & Vaney*H. (Mertensiothuria) leucospilota* (Brandt)*H. (Metriatyla) scabra* Jaeger*H. (Platyperona) difficilis* Semper*H. (Selenkothuria) erinaceus* Semper*H. (Selenkothuria) glaberrima* Selenka*H. (Semperothuria) cinerascens* Brandt*H. (Stauropora) prompta* Koehler & Vaney*H. (Thymiosycia) arenicola* Semper*H. (Thymiosycia) hilla* Lesson*H. (Thymiosycia) impatiens* Forskal*H. (Thymiosycia) impatiens* var. *bicolor* Clark*H. (Thymiosycia) remollescens* Lampert**Genus Labidodemas Selenka***Labidodemas rugosa* (Ludwig)*L. semperianum* Selenka

## Family—STICHOPODIDAE

Genus **Stichopus** Brandt*Stichopus chloronotus* Brandt*S. horrens* Selenka*S. variegatus* Semper

## Family—SYNALLACTIDAE

Genus **Synallactes** Ludwig*Synallactes rigidus* Koehler & Vaney*S. woodmasoni* (Walsh)Genus **Bathyplores** Ostergren*Bathyplores cinctus* Koehler & Vaney*B. crenulatus* Koehler & Vaney*B. profundus* Koehler & VaneyGenus **Pelopatides** Theel*Pelopatides dissidens* Koehler & Vaney*Pelopatides gelatinosus* (Walsh)*P. modestus* Koehler & Vaney*P. mollis* Koehler & Vaney*P. ovalis* (Walsh)*P. verrucosus* Koehler & VaneyGenus **Allopatides** Koehler & Vaney*Allopatides dendroides* Koehler & VaneyGenus **Benthothuria** Remy Perrier*Benthothuria cristatus* Koehler & Vaney

## Order DENDROCHIROTIDA

## Family CUCUMARIIDAE

Genus **Trachythyone** Studer*Trachythyone alcocki* (Koehler & Vaney)Genus **Leptopentacta** H. L. Clark*Leptopentacta bacilliformis* (Koehler & Vaney)Genus **Cladolabes** Brandt*Cladolabes acicula* (Semper)Genus **Ypsilothuria** Perrier*Ypsilothuria bitentaculata* (Ludwig)

## Order APODIDA

## Family SYNAPTIDAE

- Genus **Synapta** Eschscholtz  
*Synapta maculata* (Chamisso & Eysenhardt)
- Genus **Synaptula** Orsted  
*Synaptula recta* Semper  
*S. striata* (Sluiter)
- Genus **Protankyra** Ostergren  
*Protankyra errata* Koehler & Vaney  
*P. innominata* Ludwig
- Genus **Opheodesoma** Fisher  
*Opheodesoma grisea* (Semper)

## Family CHIRIDOTIDAE

- Genus **Polycheira** H. L. Clark  
*Polycheira rufescens* (Brandt)

## Order MOLPADIDA

## Family MOLPADIDAE

- Genus **Molpadia** Cuvier  
*Molpadia andamanense* Walsh  
*M. brevicaudatum* Koehler & Vaney  
*M. elongatum* Koehler & Vaney  
*M. musculus* Risso  
*M. musculus* var. *acutum* Koehler & Vaney  
*M. musculus* var. *undulatum* Koehler & Vaney
- Genus **Acaudina** H. L. Clark  
*Acaudina molpadioides* (Semper)
- Genus **Paracaudina** Heding  
*Paracaudina australis* (Semper)

## Order ELASIPODIDA

## Family DEIMATIDAE

- Genus **Apodogaster** Walsh  
*Apodogaster alcocki* Walsh

Genus **Deima** Theel  
*Deima validum* Theel

Genus **Orphnurgus** Theel  
*Orphnurgus glober* Walsh

Family PELAGOTHURIDAE

Genus **Euriplastes** Koehler & Vaney  
*Euriplastes obscura* Koehler & Vaney

Family PSYCHROPOTIDAE

Genus **Benthodytes** Theel  
*Benthodytes typia* Theel  
*B. sanguinolenta* Theel

Genus **Filithuria** Koehler & Vaney  
*Filithuria elegans* Koehler & Vaney

**List of species utilised in the Trepang or Beche-de-mer industry**

The following is a list of holothurian species found in Andaman & Nicobar Islands utilised for Beche-de-mer industry, but utility of other species for the same purpose needs investigation.

*Actinopyga mauritiana* (Quoy & Gaimard)  
*A. echinites* (Jaeger)  
*Bohadschia marmorata* Jaeger  
*Holothuria (Halodeima) atra* Jaeger  
*H. (H.) edulis* Lesson  
*H. (Thymiosycia) impatiens* Forskal  
*H. (T.) hilla* Lesson  
*H. (Lessonothuria) pardalis* Selenka  
*H. (Metriatyla) scabra* Jaeger  
*Stichopus chloronotus* Brandt  
*S. variegatus* Semper

SUMMARY

The paper deals with 19 species of holothurians from the Andaman and Nicobar Islands. Five form new locality records and 11 are economically important. An upto date list of species of the area has also been furnished.



## ACKNOWLEDGEMENTS

We are thankful to Dr. B. K. Tikader, Director, and Dr. K.K. Tiwari, former Director, Zoological Survey of India, for their very kind encouragement. Grateful thanks are also extended to Dr. F. W. E. Rowe, Australian Museum, Sydney, for his valuable and constructive criticism and personal help in the completion of this paper.

## REFERENCES

- BELL, F. J. 1887. Report on a collection of Echinodermata from the Andaman Islands. *Proc. zool. Soc., Lond.*, 1887 : 130-145.
- CLARK, A. M., AND ROWE, F. W. E. 1971. *Monograph of Shallow-water Indo-West Pacific echinoderms* : Trustees of the British Museum (Natural History), London.
- CLARK, H. L. 1922. Holothurians of the genus *Stichopus*. *Bull. Mus. comp. Zool. Harv.* 65 : 39-74, 2 pls.
- CLARK, H. L. 1924. Holothurians of the Museum of comparative zoology. The Synaptinae, *Bull. Mus. comp. Zool. Harv.*, 65 : 459-501, 12 pls.
- DANIEL, A. AND HALDER, B. P. 1974. Holothuroidea of the Indian ocean with remarks on their distribution : *J. mar. biol. Ass. India*, 16 (2) : 412-436.
- DEICHMANN, E. 1958. The holothurioidea collected by the Velero III and IV during the years 1932 to 1954. Part 2. Aspidochirota. *Allan. Hancock. Pacific. Exped.* 11 : 249-349, pls. 1-9.
- DOMANTAY, J. S. 1953. Littoral holothurians from Zamboanga and vicinity. *Philipp. J. Sci.*, 82 : 109-131.
- DOMANTAY, J. S. 1962. Littoral holothurians of Hundred Islands and vicinity, Lingayen Gulf, Luzon Island, Philippines. *Philipp. J. Sci.*, 89 : 79-108, 24 figs.
- JAMES, D. B. 1969. Catalogue of Echinoderms in the reference collections of the Central Marine Fisheries Research Institute. *Bull. cent. mar. Fish. Res. Inst.*, No. 7 ; 60-62.
- KOEHLER, R. AND VANEY, C. 1905. *Echinoderma of the Indian Museum. Holothurioidea*. An account of the deep-sea-Holothuroidea collected by the R. I. M. S. 'Investigator'. Trustees of the Indian Museum. Calcutta, 123 pp.
- KOEHLER, R. AND VANEY, C. 1908. *Echinoderms of the Indian Museum. Holothurioidea*. An account of the littoral Holothurioidea collected by the R. I. M. S. 'Investigator'. Trustees of the Indian Museum, Calcutta. 54 pp., 3 pls.

- KOEHLER, R. AND VANEY, C. 1910. Description d' Holothuries nouvelles appartenant au Musée' Inden. *Rec. Indian Mus.*, **5** (2) : 89-103.
- PEARSON, J. 1913. Notes on the Holothuroidea of the Indian Ocean. *Spolia zeylan.*, **9** (34) : 49-101, pls. 5-14.
- PEARSON, J. 1914. Notes on the Holothuroidea of the Indian Ocean. *Spolia zeylan.*, **9** (35) : 173-190, pls. 27-29.
- ROWE, F. W. E. 1969. A review of the family Holothuriidae (Holothuroidea : Aspidochirotida). *Bull. Br. Mus. nat. Hist. (zool)* **18** (4) : 119-170, 21 figs.
- ROWE, F. W. E. AND DOTY, J. E. 1977. The Shallow water Holothurians of Guam. *Micronesica*, **13** (2) : 217-250.