

Rec. zool. Surv. India : 105 (Part 1–2) : 37-43, 2005

DESCRIPTION OF THREE NEW SPECIES OF THE GENUS *PEUCETIA* AND GENUS *OXYOPES* (FAMILY : OXYOPIDAE : ARANEAE) FROM INDIA

BIJAN BISWAS AND RAKHI RAY*

Zoological Survey of India, M-Block, New Alipore, Kolkata-700 053

INTRODUCTION

Spiders of the family Oxyopidae have received attention by Tikader (1970), Tikader & Biswas (1981), Biswas & Biswas (1992), Biswas & Majumder (1995), Gajbe (1992, 1999), Gajbe & Gajbe (2000) after the fauna of British India, Arachnida by Pocock (1900) where the family Oxyopidae was not included, though the oxyopid spiders are abundant in our country. While examining the spider collection from Silent Valley Expedition, we came across three new species of the genera *Peucetia* Thorell and *Oxyopes* Latreille (Family : Oxyopidae) which are described in this paper.

The types are deposited in the National Zoological Collection of the Zoological Survey of India, Kolkata.

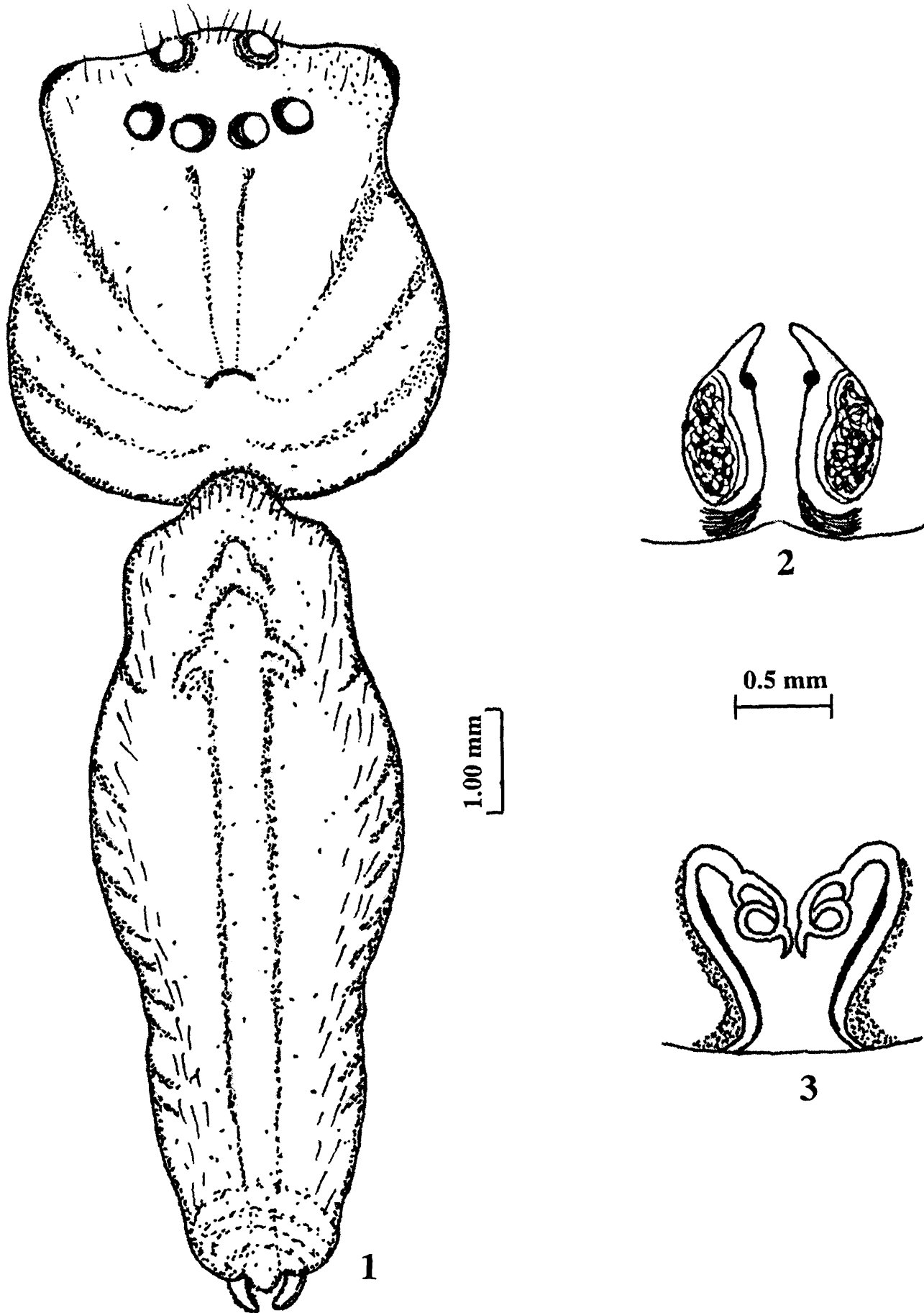
1. *Peucetia rangnathani* sp. nov.

(Figs. 1-3)

General : Cephalothorax brownish yellow, abdomen olive green with brown ornamentation and legs are yellowish. Total length 13'50 mm. Carapace 5'50 mm. long, 4'00 mm. wide ; abdomen 8'50 mm. long, 3'00 mm. wide.

Cephalothorax : Longer than wide, moderately high at the anterior part; centre provided with the sharp fovea. Few white rays are radiating anteriorly from fovea. Eyes are three rows. Anterior and middle rows are with two eyes and posterior with four eyes. Four eyes are heterogeneous in nature. Anterior two eyes are elevated. Posterior row of eyes are slightly recurved. Clypeus is long. Sternum heart-shaped, greenish in colour. Legs are slender with spine like hair and two claws. Leg formulae are 1/2/4/3.

*40/5, Fakir Para Road, Behala, Kolkata-700 034



Figs. 1-3. *Peucetia rangathanani* sp. nov.;

1. Dorsal view of Holotype (Female) legs are omitted; 2. Epigyne; 3. Internal genitalia.

Abdomen : Elongated, longer than wide; first half of dorsum of abdomen is wider than the second half. Colour olive green with valvate in appearance. Mid-dorsal with longitudinal brown band giving branches which is more prominent than posterior half. Ventral side is also olive green in colour. Male unknown.

Type-specimen : Holotype female preserved in rectified spirit (70%). Registration number is 5571/18.

Type locality : Road to Valliapara Thodar, Silent Valley, Kerala, India, 5.xii.1980, coll. R. S. Pillai.

Remarks : *Peucetia rangathanai* is compared with *P. latikae* Tikader which differs in the following characters (1) There is no black spots in the cephalic region of *P. rangathanai* (2) Pattern of ornamentation of dorsum of the abdomen of *P. rangathanai* is completely different from *P. latikae* (3) Epigyne and internal genitalia are also structurally different.

Distribution : India : Kerala (New record).

2. *Oxyopes kumarae* sp. nov.

(Figs. 4-6)

General : Cephalothorax and legs are brownish-green, abdomen deep brown in colour. Total length 6'00 mm. Carapace 2'50 mm. long, 2'00 mm. wide; abdomen 3'50 mm. long, 2'50 mm. wide.

Cephalothorax : Slightly longer than wide, high, clothed with short and small hair. Eyes of posterior row is recurved and situated at equal distance; anterior row procurved, middle eyes are small in size. Ocular area with conspicuous black patches. Clypeus is long. Sternum is heart-shaped pointed behind, clothed with fine hair. Legs are long and strong, clothed with hair and long spines. No deep brown line present on each femora. Leg formulae are 1/2/4/3.

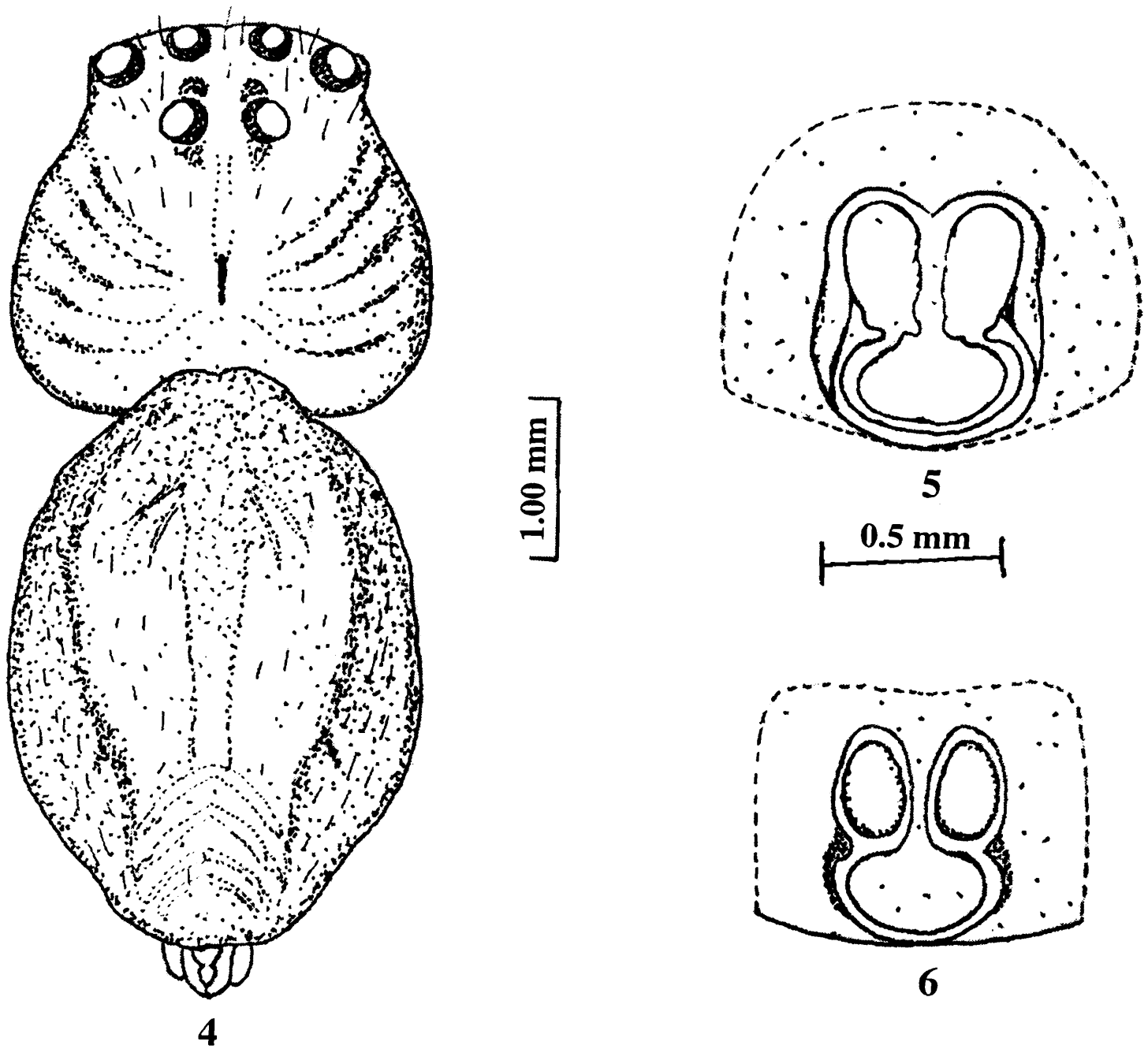
Abdomen : Short and stout, clothed with fine grey and brown hair. Dorsum of the abdomen provided with broad grey brown patch extending from anterior to the base of the spinnerets laterally. Ventral side provided with blackish brown bands. Male unknown.

Type-specimen : Holotype female preserved in rectified spirit (70%). Registration number is 5572/18.

Type locality : Road to Valliapara Thodar, Silent Valley, Kerala, India, 5.xii.1980, coll. R. S. Pillai.

Remarks : *Oxyopes kumarae* is compared with *O. sikkimensis* Tikader which differs in the following characters (1) There is no deep brown line present on each femora in *O. kumarae* (2) No dirty white and deep brown bars present on the dorsum of the abdomen on *O. kumarae* but broad grey brown patches are present on *O. sikkimensis* (3) Epigyne and internal genitalia are also structurally different.

Distribution : India : Kerala (New record).



Figs. 4-6. *Oxyopes kumarae* sp. nov.;

4. Dorsal view of Holotype (Female) legs are omitted; 2. Epigyne; 3. Internal genitalia.

3. *Oxyopes saradae* sp. nov.

(Figs. 7-9)

General : Cephalothorax and legs are light brown, abdomen blackish brown in colour. Total length 10'00 mm. Carapace 4'00 mm. long, 3'00 mm. wide; abdomen 4'50 mm. long, 3'50 mm. wide.

Cephalothorax : Longer than wide, high, clothed with fine hair. Posterior half of thorax provided with blackish brown patch which extending from the posterior to the base of eyes. Two longitudinal bar-like fine hair extending from the base of thorax to the posterior eyes on the middle. Fovea is also present. Posterior row of eyes are recurved and base covered with black patches. Anterior row is procurved. Anterior laterals are larger than that of middle eyes. Clypeus long and provided with two black lines which extending from anterior median eyes to near the base of fang of chelicerae. Sternum heart-shaped, pointed behind, clothed with fine hair. Legs are long and strong, clothed with fine hair and spines. Ventral side of the femora of all legs provided with a longitudinal black line. Leg formulae are 1/4/3/2.

Abdomen : Long, narrowing behind covered with small fine hair. Middle of dorsum of the abdomen with chalk-white broad line extending anteriorly to the base of spinnerets. Few long irregular lines present on the dorsum laterally. Ventral side with deep broad black patches extending from epigastric furrow to the base of spinnerets. Male unknown.

Type-specimen : Holotype female preserved in rectified spirit (70%). Registration number is 5573/18.

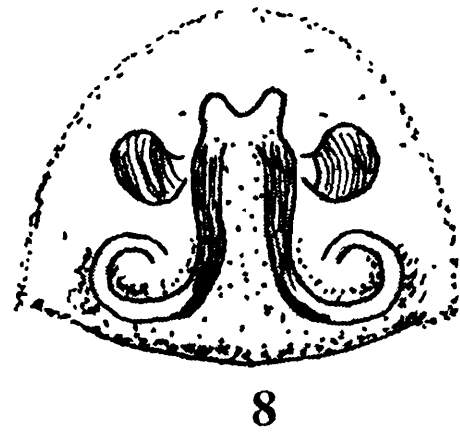
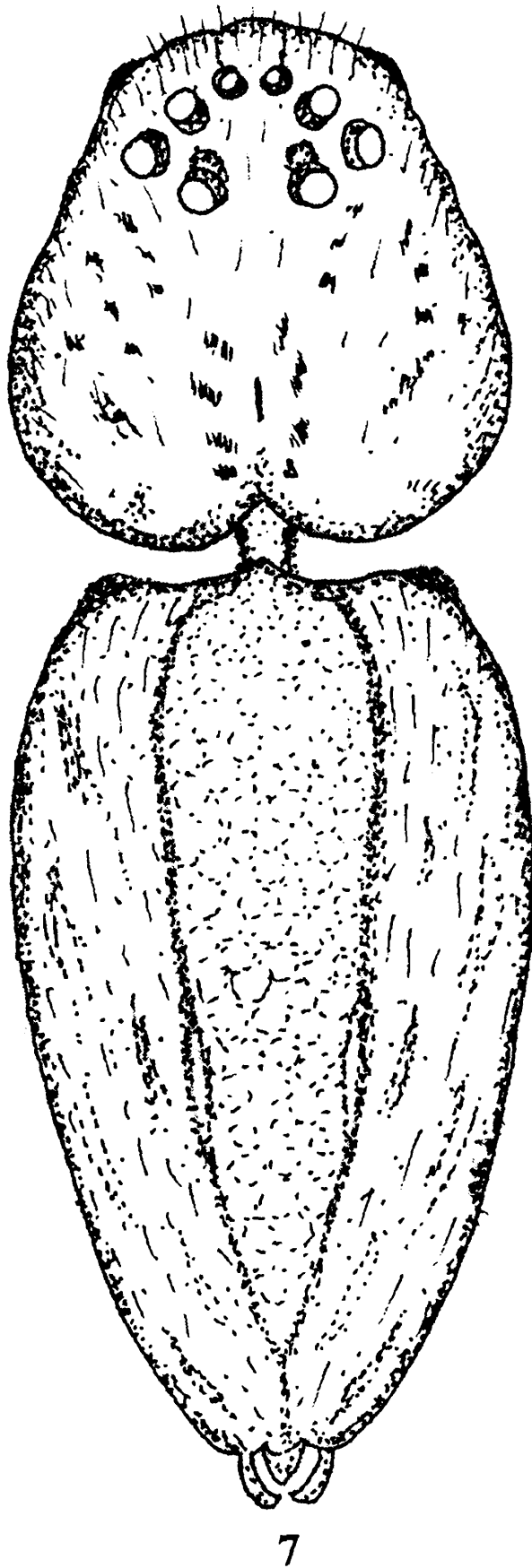
Type locality : Road to Valliapara Thodar, Silent Valley, Kerala, India, 5.xii.1980, coll. R. S. Pillai.

Remarks : *Oxyopes saradae* is compared with *O. shweta* Tikader which differs in the following characters (1) Two longitudinal black lines on either side of cephalic region present in *O. shweta* but in *O. saradae* bar like fine hair present on the middle line of cephalic region (2) Middle of dorsum of the abdomen with chalk-white broad line present longitudinally in *O. saradae* which extending from epigastric furrow to the spinnerets but there is no such characters present in *O. shweta* and (3) Epigyne and internal genitalia are also structurally different.

Distribution : India : Kerala (New record).

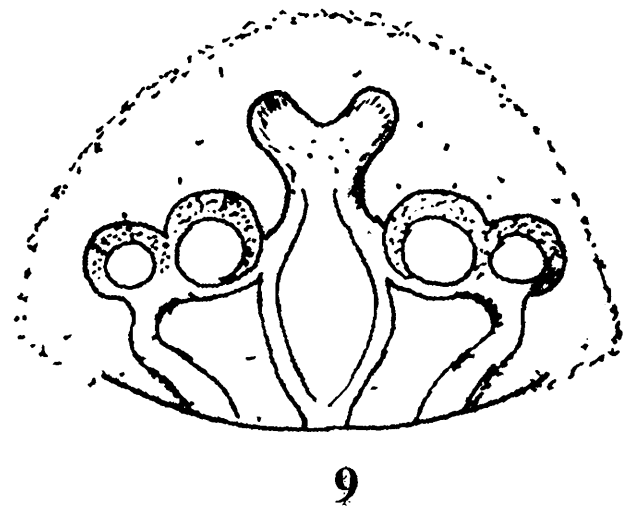
SUMMARY

Three new species under the genera *Peucetia* Thorell and *Oxyopes* Latreille (Family : Oxyopidae) described and illustrated in this paper.



1.00 mm

0.5 mm



Figs. 7-9. *Oxyopes saradae* sp. nov.;

1. Dorsal view of Holotype (Female) legs are omitted; 2. Epigyne; 3. Internal genitalia.

ACKNOWLEDGEMENTS

Our sincere thanks to Dr. J. R. B. Alfred, Director, Zoological Survey of India for providing proper facilities during the preparation of this paper. Our heartiest thanks to Dr. R. S. Pillai for his valuable collection.

REFERENCES

- Tikader, B. K. 1970. *Spider Fauna of Sikkim, Araneae : Spiders, Rec. zool. Surv. India, 64(1-4) : 70-81.*
- Tikader, B. K. and Biswas Bijan 1981. *Spider Fauna of Calcutta and vicinity. Rec. zool. Surv. India, Occ. Pap. No. 30(1) : 1-149.*
- Biswas Bijan and Biswas Kajal, 1992. *Araneae : Spiders, Fauna of West Bengal, State Fauna Series No. 3 (Part 3) : 357-500.*
- Biswas Bijan and Majumder, S. C. 1995. *Araneae : Spider, Fauna of Meghalaya, State Fauna Series No. 4 (Part 2) : 93-128.*
- Gajbe, U. A. 1992. A new species of *Oxyopes* Latreille and one of *Peucetia* Thorell from Uttar Pradesh, India (Araneae : Family : Oxyopidae). *Rec. zool. Surv. India, 91 (3-4) : 389-393.*
- Gajbe, U. A. 1999. Studies on some spiders of the family Oxyopidae (Araneae : Arachnida) from India. *Rec. zool. Surv. India, 97 (Part 3) : 31-79.*
- Gajbe, U. A. and Gajbe, P. 1999. Two new species of *Oxyopes* Latreille from Jabalpur (M.P.), *Geebies Report, 18(1) : 13-16.*
- Gajbe, U. A. and Gajbe, P. 2000. A new species of the genus *Oxyopes* Latreille (Araneae : Oxyopidae) from Jabalpur, Madhya-Pradesh, India. *Rec. zool. Surv. India, 98 (Part 2) : 123-125.*