



## STUDIES ON THE FAMILY GEKKONIDAE (REPTILIA) FROM KARNATAKA AND TAMIL NADU

R. AENGALS

Southern Regional Centre, Zoological Survey of India, Chennai-600028

### INTRODUCTION

Since the publication of Malcolm Smith's work (Fauna of British India Volume 11, Sauria 1935) the lizards of the family Gekkonidae were studied by Murthy (1985 & 1990) and Tikader and Sharma (1992), Daniels and Daniels (1992), Daniels (2001), Ishwar et.al (2001), Daniel (2002), Sharma (2002), Kalaiarasan (2003), and Mukherjee et.al (2005), have described a new species of *Cnemaspis* (*Cnemaspis anaikattiensis*) along with studies on some of the geckos of Western Ghats.

During the faunistic survey of the western Ghats part of Karnataka and Tamil Nadu during 2006-2008, undertaken by the Southern Regional Centre, Zoological Survey of India, 107 specimens of geckos belonging to three genera i.e. *Cyrtodactylus*, *Cnemaspis* and *Hemidactylus* of the family Gekkonidae were collected and studied. The study of these specimens revealed 14 species under 4 genera. In addition, the collections of geckos already available in the Southern Regional Centre, Zoological Survey of India were also examined for comparative study. Altogether 16 species of geckos from 5 genera were studied and identified.

Following is the systematic list of 27 gekkonid species based on collections from Karnataka and Tamil Nadu States.

Key to the abbreviation : SVL-Snout to Vent Length; TL-Length of Tail; ex.-example; exs.-examples; Coil-Collector / Collected by.

### SYSTEMATIC LIST

Phylum CHORDATA  
Class REPTILIA  
Order SQUAMATA

Sub order SAURIA (LACERTILIA)

Family GEKKONIDAE

Genus 1. *Cyrtodactylus* Gray

1. *Cyrtodactylus collegalensis* (Beddome)\*
2. *Cyrtodactylus dekkanensis* (Gunther)
3. *Cyrtodactylus albofasciatus* (Boulenger)

Genus 2. *Cnemaspis* Strauch

4. *Cnemaspis indica* (Gray)\*
5. *Cnemaspis beddomei* (Theobald)\*
6. *Cnemaspis jerdoni* (Theobald)\*
7. *Cnemaspis sisparensis* (Theobald)\*
8. *Cnemaspis ornata* (Beddome)\*
9. *Cnemaspis mysoriensis* (Jerdon)\*
10. *Cnemaspis kandianus* (Kelaart)\*
11. *Cnemaspis goaensis* Sharma
12. *Cnemaspis wynadensis* (Beddome)
13. *Cnemaspis littoralis* (Jerdon)
14. *Cnemaspis gracilis* (Beddome)\*\

Genus 3. *Dravidogecko* Smith

15. *Dravidogecko anamallensis* (Gunther)\*\*

Genus 4. *Hemidactylus* Oken

16. *Hemidactylus maculatus* (Dum. & Bibr.)\*
17. *Hemidactylus triedrus* (Daudin)\*
18. *Hemidactylus brooki* (Gra.y)\*
19. *Hemidactylus prashadi* Smith
20. *Hemidactylus gracilis* Blanford

21. *Hemidactylus reticulatus* Beddome\*\*

22. *Hemidactylus frenatus* Schlegel\*

23. *Hemidactylus leschenaulti* Dum. & Bibr.\*

24. *Hemidactylus flaviviridis* Ruppell

25. *Hemidactylus giganteus* Stoliczka

Genus 5. *Hemiphyllodactylus* Bleeker

26. *Hemiphyllodactylus typus aurantiacus* (Beddome)

Genus 6. *Eublepharis*

27. *Eublepharis macularius* (Blyth)

\*Specimens collected during the 2006-2008 Western Ghats Survey.

\*\*Not collected during the survey text added.

1. *Cyrtodactylus collegalensis* (Beddome)  
Collegal Rock Gecko (PLATE Ia)

1870. *Gymnodactylus collegalensis* Beddome Madras Month. J. Med Sc. ii. p. 173.

1985. *Cyrtodactylus collegalensis* Murthy. Rec. Zool. Surv. India, Occ. Pap., 72 : p. 17.

*Material examined* : 1 ex., (SVL. 34 mm; Tail damaged), Anaimalais Upper Aliyar, 30.xii.67. T.S.N. Murthy, Coll.; 1 ex., (SVL. 34 mm; Tail damaged), Meenumutty, New Amarambalam Reserve Forest, 14, iii, 79. T.S.N. Murthy, Coll.; 1 ex. (SVL. 28 mm; Tail damaged), Mudumalai-1 Nilgiri Biosphere Reserve, ca 1100 m. 12.x.87, M. Vasanth, Coll.; lex., (SVL. 45 mm; Tail damaged), Chokanparai, Alagar Kovil, Theni. 27.1.07 R. Aengals Coll.

*Diagnosis* : A conspicuously and handsomely coloured gecko : light brown or greyish above, with large, rounded or oval black edged, paired spots upon the back. Tail with much smaller spots irregularly arranged. Dorsal pholidosis composed of small granular scales intermixed with larger keeled scales.

*Distribution* : INDIA : Hills of southern India. Elsewhere : Sri Lanka.

2. *Cnemaspis indica* (Gray)  
Nilgiri Dwarf Gecko (PLATE I b)

1846. *Goniodactylus indicus*, Gray. Ann. Mag. Nat. His., 18 : p. 429.

1985. *Cnemaspis indica*. Murthy. Rec. zool. Surv. India, Occ. Pap., 72 : p. 19.

*Material examined* : 3 exs., (SVL. 30-35 mm; TL. 25-30 mm), Doddabetta Nilgiris, 13.iii.78. T.S.N. Murthy, Coll.; 1 ex., (SVL. 32 mm; TL. 35 mm), Meenumutty New Amarambalam, 23.ii.79. T.S.N. Murthy, Coll.; 2 exs., (SVL. 27-32 mm; TL. 35-40 mm), Sayivala New Amarambalam, 15.iii.79. K.R. Rao Coll.; 1 ex, (SVL. 32 mm; TL. 30 mm), Sayivala New Amarambalam, 15.iii.79. K.R. Rao, Coll.; 8 exs., (SVL. 20-32 mm; TL. 22-32 mm), Lakkidi, Nilgiri Biosphere Reserve, 24.viii.90. G. Thirumalai, Coll.; 2 exs., (SVL. 22-25 mm; Tail damaged), Italar, NBR, 28.viii.90. G. Thirumalai, Coll.; 3 exs., (SVL. 23-30 mm; TL. 20-30 mm), Emerald, Nilgiri Biosphere Reserve, 24.iii.91. G. Thirumalai, Coll.; 1 ex., (SVL. 23 mm; TL. 15 mm), Sim's park, Conoor, 18.iv.92. T.S.N. Murthy, Coll.; 1 ex., (SVL. 24 mm; TL. 30 mm), Pykara, 23.iv.92. T.S.N. Murthy, Coll.; 1 ex., (SVL. 30 mm; TL. 32 mm), Upper Bhavani, 7.H.93. Dr. G Thirumalai, Coll.; lex., (SVL. 30 mm; TL. 32 mm), Thammanayakanahalli, 10.xii.05. S. Prabakaran Coll.

*Diagnosis* : Head covered with small, granular, keeled scales; back with much larger, rounded, pointed or keeled tubercles; ventral scales smooth. Body is greenish brown with a row of orange yellowish spots traversed from the head to tail and also similar spots traversing in the lateral side of the body. A light vertebral line is present.

*Distribution* : INDIA : Tamil Nadu and Karnataka.

3. *Cnemaspis beddomei* (Theobald)  
Beddomei's Dwarf Gecko (PLATE I c)

1870. *Gymnodactylus marmoratus* (not of Dum. & Bibr.) Beddome, Madras Month. J. Med. Set. i.31 (type loc. Travancore; London).

1876. *Gymnodactylus beddomei* Theobald, Cat. Rept. Brit. Ind., p. 88.

1935. *Cnemaspis beddomei*, Smith, Fauna of British India, 2 : p. 71.

*Material examined* : 2 exs., (SVL. 17-36 mm; Tail damaged), Chokanparai, Alagarkovil, 27.1.07, R. Aengals, Coll.; 2 exs. (SVL. 22-30 mm; Tail damaged), Koliyamuthi, Topslip, 5.ii.07. R. Aengals, Coll.

*Diagnosis* : Head short; back with smaller but enlarged tubercles and belly with keeled scales;

brown above, spotted with pale and darker markings and pale brownish below; dark bars on the lower lip and the throat. The tail is barred with light and dark and swollen at the base.

*Distribution* : INDIA : Tamil Nadu and Kerala.

**4. *Cnemaspis jerdoni* (Theobald)  
Jerdon's Dwarf Gecko (PLATE I d)**

1868. *Gymnodactylus jerdoni*. Theobald, *Cat. Rept. Asiat. Soc. Mus.*, p. 31.

1935. *Cnemaspis jerdoni*. Smith, *Fauna of British India*, 2 : p. 74.

*Material examined* : 1 ex., (SVL. 30 mm; TL. 32 mm), Mdukulimadu, Top Slip, 23.xii.07. R. Aengals Coll.

*Diagnosis* : Head covered with small granular scales; back with small uniform scales; ventral scales rather large, imbricate, smooth; flanks with spines; dorsally greyish brown above with lighter and darker spots. Two or three jet black spots on the nape. Tail with conspicuous dark bands above.D

*Distribution* : INDIA : Southern India. Elsewhere : Sri Lanka.

**5. *Cnemaspis sisparensis* (Theobald)  
Sispara Dwarf Gecko (PLATE I e)**

1870. *Gymnodactylus maculatus* Beddome, *Madras Month. J. Med. Sci.* ii, p. 173. (type loc. Sholakal, at the foot of the Sispara Ghat, Nilgiri Hills. London).

1876. *Gymnodactylus sisparensis* Theobald, *Cat. Rept. Brit. India*. P. 86.

1935. *Cnemaspis sisparensis*, Smith; *Fauna of British India*, 2 : p. 69.

*Material examined* : 1 ex., (SLV. 35 mm; Tail damaged), Sayivala, New Amrambalam. 15.iii.79. K.R. Rao Coll.; 1 ex. (SVL. 20 mm; TL. 24 mm), Naduvattam. Gudalur Nilgiri Biosphere Reserve, 1630 m. 27.iii.91. G Thirumalai, Coll.; 1 ex., (SVL. 36 mm; Tail damaged), Iyappan temple, 13.xii.07. R. Aengals Coll.; 3 exs., (SVL. 15-35 mm; Tail damaged), Konaje Village, Kollur Range, 16.xii.07. R.Aengals, Coll.; 3 exs., (SVL. 20-30 mm; Tail damaged), Vattai muri, 16.xii.07. R.Aengals Coll.; 1 ex., (SVL. 30 mm; TL. 34 mm), Thirthahalli, 19.xii.07. R. Aengals Coll.; 8 exs., (SVL. 15-32 mm; TL. 20-38 mm), Kavaladurga tank, 19.xii.07. R. Aengals Coll.

*Diagnosis* : Back with larger, rounded or pointed

keeled tubercles, ventrals as large as dorsal; digits longer; males with 7-8 femoral pores; brownish with a series of dark brown oblong spots arranged in three longitudinal lines. Tail with lighter and darker bars above.

*Distribution* : Nilgiris, Tamil Nadu, Kavalai, Silent Valley and New Amarambalam Reserve Forest, Kerala.

**6. *Cnemaspis ornata* (Beddome)  
Ornate Dwarf Gecko (PLATE II a)**

1870. *Gymnodactylus ornatus* Beddome, *Madras Month. J. Med. Sci.* i, p. 32 (type loc. Tinnavelly; London).

1935. *Cnemaspis ornata*, Smith, *Fauna of British India*, 2 : p. 70.

*Materials examined* : 2 exs. (SVL. 25-32 mm; TL. 22-27 mm), Kuliratti, Kalakad l.iii.85. R.S. Pillai, Coll.; 3 exs., (SVL. 25-32 mm; Tail damaged), Chokanparai, Alagarkovil. 27.L07. R. Aengals. Coll.

*Diagnosis* : Head covered with small, granular, conical scales; back with much larger, conical or strongly keeled tubercles; ventrals smooth. Digits longer; tail cylindrical; male with 6-9 preanal pores. Brown above and pale brownish on the undersides. Dorsal pattern consists of a row of white blackedged ocelli down the centre of the back and a light blackedged band on the shoulders.

*Distribution* : INDIA : Tamil Nadu and Kerala.

**7. *Cnemaspis mysoriensis* (Jerdon)  
Mysore Dwarf Gecko (PLATE II b)**

1853. *Gymnodactylus mysoriensis*, Jerdon, *J. Asiatic. Soc. Beng.* 22 : p. 469 (type locality Bangalore; type lost).

1935. *Cnemaspis mysoriensis*, Smith, *Fauna Brit. Ind.*, : p. 72.

*Material examined* : 2 exs., (SVL. 25-30 mm; TL. 30-35 mm), Woodhouse, Bangalore, 8.xii.07, R. Aengals, Coll.; 1 ex., (SVL. 15 mm; Tail damaged), Peacock Kere, Kallahallorange, 9.xii.07. R.Aengals, Coll.; 1 ex, (SVL. 15 mm; TL. 05 mm), Lakshmana theartham, Kallahalla range, 10.xii.07, R. Aengals, Coll.

*Diagnosis* : Head covered with small, granular, keeled scales; on the back similar but intermixed with a few large ones which may turn conical in shape on the sides; ventral scales smooth, imbricate, larger than the dorsals. Brown above and brownish white below; back with a midstripe and prominent

dark brown spots; throat suffused with brown. Digits with dark bars and tail much longer than the head and body.

*Distribution* : INDIA : Karnataka, Kerala and Tamil Nadu.

**8. *Cnemaspis kandianus* (Kelaart)  
Kandy Dwarf Gecko (PLATE II c)**

1853. *Gymnodactylus kandianus*, Kelaart, *Prod. Fauna Zool.*, p. 186 (type loc. hills round kandy, Ceylon).

1935. *Cnemaspis kandiana*, Murthy. *Rec. zool. Surv. India, Occ. Pap.*, 72 : p. 20.

*Material examined* : 1 ex, (SVL. 24 mm; TL. 30 mm), Panumpuzha, New Amarambalam, 27.ii.79, T.S.N. Murthy, Coll.; lex., (SVL. 22 mm; Tail damaged), Sethumadai. Anaimalais, 18.ii.92. G. Thirumalai, Coll.; 7 exs, (SVL. 15-30 mm; TL. 12-32 mm), Chinnakulli bridge, Kargudi range, 23.xii.07. R. Aengals Coll.

*Diagnosis* : Back with transversely arranged variegations and a faint vertebral stripe or spots. Throat dark brown; ventral light brown. Spine like tubercles on the flanks white. Tail slightly longer than the head and body.

*Distribution* : India : Hills of Southern India and Andaman Islands. *Elsewhere* : Sri Lanka and Islands west of Sumatra

**9. *Cnemaspis gracilis* (Beddome)  
Indian Forest Gecko (PLATE II d)**

1870. *Gymnodactylus gracilis*, Beddome, *Madrass Month. J. Med. Sci.* i, p. 32. (type loc. Palaghat hills, Madras presidency)

1935. *Cnemaspis gracilis*, Smith, *Fauna of British India*, 2 : p. 74.

*Material examined* : 1 ex., (SVL. 28 mm; TL. 32 mm), 23.ii.79. Meenumutty New Amrambalam, Coll. T.S.N. Murthy, Coll. 1 ex. (SVL. 28 mm; TL. 32 mm), Medicare, 25.xii.05, S. Prabakaran, Coll.; 3 exs., (20-26 mm; Tail damaged), Pojakal nullah, Hagarhole, 9.xii.07. R. Aengals Coll.; 2 exs., (SVL. 28-30 mm; TL. 30-35 mm), Mudan Kero, Medikare, 11 .xii.07, R. Aengals, Coll.; 6 exs., (SVL. 28-30 mm; TL. 30-34 mm), Mashihole, 16.xii.07. R. Aengals, Coll. 5 exs., (SVL. 15-30 mm; TL.25-33 mm), Minehole, Nalur, Thirthahalli, 20.xii.07. R. Aengals Coll.

*Diagnosis* : Head covered with minute keeled scales which are largest on the snout; upper labials 7-8, as many lower labials; mental is large, becomes like a spine posteriorly, sub triangular, broader than the rostral; post-mentals are small, in 2 or 3 pairs, the first pair is generally in contact with one another just behind the mental shield. Grey brown above with lighter and darker spots. Nape often with two or three jet black vertebral spots and usually a series of light vertebral spots down the back. Tail with dark bands and slightly longer than the head and body.

*Distribution* : INDIA : Hills of southwestern India.

*Elsewhere* : Sri Lanka.

**10. *Dravidogecko anamallensis* (Gunther)  
Anamallai Dravid Gecko (PLATE II e)**

1875. *Jecko anamallensis*, Gunther, *Proc. Sool. Soc.* p. 226 (type loc. Anaimalai Hills, South India; London).

1985. *Dravidogecko anamallensis*, Murthy. *Rec. Zool. Surv. India, Occ. Pap.*, 72 : p. 22.

*Material examined* : I ex., (SVL. 38 mm; TL. 34 mm), Kodaikanal, 3.H.72. T.S.N. Murthy. Coll.; 1 ex., (SVL. 40 mm; Tail damaged), Kuliratti. (Kalakad) 26.1.84, R.S. Pillai, Coll.

*Diagnosis* : Greyish-brown above and marbled with light dots; brownish-white below, granulated body, clawed digits, undivided sub digital lamellae and eyes with vertical pupil. Males have both the preanal and femoral pores; toes with rudiments of web. Tail cylindrical and swollen at the base.

*Distribution* : Anamalais hills of Western Ghats.

**11. *Hemidactylus maculatus* (Dum. & Bibr.)  
Giant spotted gecko (PLATE III a)**

1836. *Hemidactylus maculatus*, (in part) Dum and Bibr, *Erp. Gen. Hi.*, p. 358. (type loc. India (Bombay) : Paris.

*Material examined* : 1 ex. (SVL. 48 mm; TL. 65 mm), Courtallam 30.X.75. R.S. Pillai, Coll.

*Diagnosis* : Dorsally brown with large darker spots which unite sometimes to form undulating cross-bars on the back and dirty whitish below; five distinct dorsal cross-bars on the back are more pronounced in the young. Head with two dark stripes on each side; Tail of the young and adult banded with light and dark brown.

*Distribution* : INDIA : Maharashtra, Kerala and Tamil Nadu.

**12. *Hemidactylus triedrus* (Daudin)**  
**Termite Hill Gecko (PLATE III b)**

1802. *Gecko triedrus* Daudin, *Hist. Nat. Kept.* 4 : p. 155.  
1935. *Hemidactylus triedrus*, Smith, *Fauna of British India.* 2 : p. 88.

*Material examined* : 1 ex., (SVL. 30 mm; TL. 20 mm), Boeligutta Mudumalai, 26.ix.88, G. Thirumalai, Coll.; 1 ex., (SVL. 25 mm; Tail damaged), Valugai Odai, Mundanthurai, 24.i.07, R. Aengals. Coll.; 1 ex., (SVL. 65 mm; Tail damaged) Watrap, Pudupatty, 26107, R. Aengals. Coll.; 2 exs., (SVL. 32-42 mm; Tail damaged), Hansapuram, 28.i.07, R. Aengals, coll.; 3 exs., (SVL. 42-48 mm; TL. 50-56 mm) Pudupatty village, 31.i.07, R. Aengals, Coll.; 1 ex., (SVL. 70 mm; TL. 75 mm), Lakshmana theertham, 10.xii.07 R. Aengals. Coll.

*Diagnosis* : Head rather large and the snout obtusely pointed; the body heavily tuberculated and it can be easily recognized by three white edged olive green cross bars and pinkish white below; greenish above eye. The tail is marked with regular black and light rings.

*Distribution* : INDIA: Tamil Nadu, Andhra Pradesh, Karnataka, Kerala and Maharashtra. *Elsewhere* : Sri Lanka and West Pakistan.

**13. *Hemidactylus brooki* (Gray)**  
**Spotted Indian House Gecko (PLATE III c)**

1845. *Hemidactylus brooki* Gray, *Cat, Liz Brit., Mus.* p. 153. (type loc. Borneo; London).

*Material examined* : 1 ex., (SVL. 34 mm; TL. 40 mm), Ooty Nilgiris, 4.iii.78, T.S.N. Murthy, Coll.; 1 ex., (SVL. 36 mm; TL. 39 mm) Nedungayam, New Amarambalam, 24.iii.79, K.R. Rao, Coll.; 1 ex., (SVL. 24 mm; Tail damaged), Anaimalais, 10.iv.92, T.S.N. Murthy, Coll.; 4 exs., (SVL. 46-48 mm; TL. 48-50 mm), Kagglahalli, Harohalli range 1 I.xii.2005 S. Prabakaran, Coll.; 1 ex., (SVL. 36 mm; Tail damaged), Periyar Dam, 26.i.07. R. Aengals, Coll.; 3 exs., (SVL. 34-44 mm; TL. 38-42 mm), Chenbagathoppu, 27107. R. Aengals, Coll.; 1 ex., (SVL. 40 mm; TL. 41 mm), Nagarhole, 9.xii.07. R. Aengals. Coll.; 1 ex., (SVL. 32 mm; TL. 35 mm), Nagerhole, 11 .xii.07. R. Aengals, Coll.; 1 ex., (SVL. 45 mm; Tail damaged), Bonegar, Medikare, 11 .xii.07, R. Aengals, Coll.; 2 exs., (SVL. 48-50 mm;

TL. 50-52 mm), Sudar tank, Siringere range, 18.xii.07. R. Aengals Coll. 1 ex., (SVL. 35 mm; TL. 45 mm), Thirthahalli, 20.xii.07. R. Aengals, Coll.

*Diagnosis* : Back with conical tubercles arranged in regular rows; 5-6 lamellae under first toe and seven to ten under fourth toe, Light grey above, with dark brown spots more or less regularly arranged somewhat like broken transverse bands on the back; a dark streak along the side of the head and dirty whitish below.

*Distribution* : The whole of India.

*Elsewhere* : Sri Lanka and known from Borneo and South China through most of tropical Asia and North Africa.

**14. *Hemidactylus reticulatus* Beddome**  
**Reticulate Gecko (PLATE III d)**

1870. *Hemidactylus reticulatus* Beddome, *Madras Month. J. Med. Sci.* I, p.33 (type loc. Kollegal, Mysore State; London).

*Material examined* : 1 ex., (SVL. 32 mm; TL. 37 mm), Kodaikanal, 7.iv.80. T.S.N. Murthy, Coll.; 3 exs., (SVL. 37-42 mm; TL. 25-35 mm), Vaigaidam, 17.iii.87. K.V. Lakshminarayana Coll.

*Diagnosis* : Back with erect, keeled granules and enlarged, pointed and keeled tubercles; lamellae on the fourth toe 10; brown above with a characteristic pattern of darker lines arranged in a network on the back; belly whitish and throat mottled with brown. Most of the dorsal tubercles whitish.

*Distribution* : INDIA : Tamil Nadu, Karnataka and Andhra Pradesh.

**15. *Hemidactylus frenatus* Schlegel (in Dum. & Bibr.)**  
**Southern House Gecko (PLATE III e)**

1836. *Hemidactylus frenatus*, Schlegel, Dum and Bibr. *Erp. Gen.*, 3 : p.366.

*Material examined* : 1 ex., (SVL. 67 mm; TL. 72 mm), Meenumutty, NARF Kerala, 14.iii.79. T.S.N. Murthy, Coll.; 1 ex., (SVL. 53 mm; TL. 55 mm), SayivalaNew Amanambalam, 15-iii, 79. K.R. Rao, Coll.; 1 ex., (SVL. 35 mm; TL. 40 mm), Anaikatti, Coimbatore, 8.iv.92. T.S.N. Murthy, Coll.; 2 exs., (SVL. 40-45 mm; TL. 35-38 mm), Keelkodaiyar, 20-i-07, R. Aengals, Coll.; 1 ex., (SVL. 34 mm; TL. 36 mm), Karaiyar, 24.i.07. R. Aengals. Coll.; 1 ex.,

(SVL. 32 mm; TL. 34 mm), Periyar Dam, 26107. R. Aengals. Coll.; 1 ex., (SVL. 44 mm; Tail damaged), Chunnambu Odai, 30107. R. Aengals, Coll.; 2 exs., (SVL. 32mm; TL. 38 mm), Uthamapalayam, 31107. R. Aengals. Coll.; 1 ex., (SVL. 45 mm; TL. 50 mm), Wood house Bangalore, 9.xii.07, R. Aengals. Coll.; 2 exs., (SVL. 50-55 mm; TL. 40-45 mm), Devarkatte, 10.xii.07. R. Aengals Coll.; 1 ex., (SVL. 40 mm; TL. 55 mm), Konage village, 14.xii.07. R. Aengals Coll.; 1 ex., (SVL. 36 mm; TL. 40 mm), Sudartank, Siringer range 18.xii.07. R. Aengals, Coll.; 2 exs., (SVL. 60-62 mm; TL. 45-65 mm), Thirthahalli, 20.xii.07, R. Aengals. Coll.

*Diagnosis* : Body smooth; sometimes dark brownish dorsally with distinct darker marking often arranged as longitudinal stripes on the back and whitish below. Head is marked with dark and light lines; the flanks are spotted with dark; the tail is coral red during life.

*Distribution* : INDIA : Peninsular India, West Bengal, Andaman and Nicobar Islands.

*Elsewhere* : Bangladesh.

**16. *Hemidactylus leschenaulti* & Dum. & Bib  
Bark Gecko (PLATE III f)**

1836. *Hemidactylus leschenaulti* Dum. & Bibr., *Exp. Gen. Hi*, p. 364 (type loc. ceylon; Paris).

*Material examined*: 1 ex., (SVL. 38 mm; TL. 46 mm), Ooty, Nilgiris, 18.iii.80. T.S.N. Murthy, Coll.; 1 ex., (SVL. 55 mm; TL. 60 mm), Valparai, Anaimalais, 26.iii.80, T.S.N. Murthy, Coll.; 1 ex., (SVL. 42 mm; TL. 40 mm), Sengaltheri, 8.ii.86. M. Vasanth, Coll.; 1 ex., (SVL. 90 mm; TL. 75 mm), Karaiyar, Mundarthurai, 24107. R. Aengals coll. 1 ex., (SVL. 55 mm; TL. 60 mm), Periyar Dam, 26107,

R. Aengals, Coll., 2 exs., (SVL. 45-75 mm; TL. 45-54 mm), Chenbagathoppu, 27107. R. Aengals, Coll.

*Diagnosis* : Body scales granular, minute and intermixed with small tubercles irregularly scattered; scales on the ventral small and imbricate; 10-11 lamellae under fourth toe; males with 10-17 femoral pores on each side. Grey above and whitish below; back with conspicuous wavy cross-bars; A dark streak from the eye extending on to the sides of the body.

*Distribution* : INDIA ; Throughout India. *Elsewhere*: Sri Lanka.

### SUMMARY

In India, occurrence of 89 species of geckonids is well documented (Sharma 2002). Out of these 19 species have been recorded from Karnataka and Tamil Nadu earlier (Murthy, 1985 & 1990). Western Ghats region comprising of Tamil Nadu, Karnataka, Kerala, Maharashtra and Goa shows the presence of 27 species. During the faunistic survey of Western Ghats part of Karnataka and Tamil Nadu 107 examples belonging to 4 genera of the family Gekkonidae were studied in detail. The present article reports in brief an account of sixteen geckonid species reported from Karnataka and Tamil Nadu states.

### ACKNOWLEDGEMENTS

The author is grateful to Dr. K. Venkataraman, Director, Zoological Survey of India, Kolkata and the Officer-in-Charge, of the Southern Regional Centre, Chennai for encouragement and facilities. Special thanks are due to Shri T.S.N. Murthy, former Scientist 'SE' of SRS/ZSI for his helpful suggestions and confirming the species identification.

### REFERENCES

- Daniels J.C. 2002. *The book of Indian Reptile and Amphibians*. Published by the Bombay Natural History Society, Oxford University Press, Mumbai. 238 pp.
- Daniels, R.J.R. 2001. Amphibians and reptiles of the Tamil Nadu Eastern and Western Ghats. *Cobra*, **43** : 1-8.
- Daniels, A.E.D and Daniels, R.J.R 1992. An account of the herpetofauna in Western Ghats of Kanyakumari District of Tamil Nadu. *Cobra*, **10** : 3-7.
- Ishwar, N.M., Ravi Chellam and Ajith Kumar. 2001. Distribution of forests floor reptiles in the rain forests of Kalakad-Mundanthurai Tiger Reserve, South India. *Curr. ScL*, **80**(3): 413-418.
- Kalaiarasan, V. 2003. Reptiles of Mudumalai Wildlife Sanctuary, Tamil Nadu. *Cobra*, **54** : 20-22.

- Murthy, T.S.N. 1985. A field guide to the lizards of Western Ghats. *Rec. zool. Surv. India, Misc. Occ. Paper*, **72** : 51 pp.
- Murthy, T.S.N. 1990a. A field book of the lizards of India. *Rec. zool. Surv. India, Misc. Occ. Paper*, **115** : 116 pp.
- Mukherjee, D., Bhupathy S. and Nixon A.M.A. 2005. A new species of day Gecko (Squamata, Gekkonidae, *Cnemaspis*) from the Anaikattai Hills, Western Ghats, Tamil Nadu, India. *Curr. ScL*, **89**(8): 1326-1328.
- Sharma, R.C. 2002. The fauna of India and the adjacent countries. Reptilia (Sauria). II: 430 pp. (Published by the Director, Zoological Survey of India, Kolkata).
- Smith, M.A. 1935. *The fauna of British India including Ceylon and Burma. Reptilia and Amphibia- Sauria*, Vol. **2** : Xiii + 440 pp. London : Taylor and Francis.
- Tikader, B.K. and Sharma, R.C. 1992. Hand book of Indian Lizards. 250 pp. (Published by the Director, Zoological Survey of India, Kolkata).


PLATE - I. GECKOS OF SOUTHERN INDIA



a. *Cyrtodactylus collegalensis* (Beddome)




b. *Cnemaspis indica* (Gray)



c. *Cnemaspis beddomei* (Theobald)



d. *Cnemaspis jerdoni* (Theobald)



e. *Cnemaspis sisparensis* (Theobald)




**PLATE - II. GECKOS OF SOUTHERN INDIA**



a. *Cnemaspis ornata* (Beddome)



b. *Cnemaspis mysoriensis* (Jerdon)



c. *Cnemaspis kandianus* (Kelaart)



d. *Cnemaspis gracilis* (Beddome)



e. *Dravidogecko anamallensis* (Gunther)

PLATE - III. GECKOS OF SOUTHERN INDIA



a. *Hemidactylus maculatus* (Dum.& Bibr.)



b. *Hemidactylus triedrus* (Daudin)




c. *Hemidactylus brooki* (Gray)



d. *Hemidactylus reticulatus* (Beddome)



e. *Hemidactylus frenatus* (Schlegel)



f. *Hemidactylus leschenaulti* (Dum.& Bibr.)